



<b>Type</b>	<b>S9-M</b> 4-pole, 2 level Integrated clip and marking label
<b>Rated current</b>	<b>6 A</b>
<b>Specifications</b>	
Rated load	6 A / 250 V
Insulation	Test voltage V rms / 1 min
- All terminals/DIN rail	2,5 kV
- Terminal/terminal	2,5 kV
Cross-section of connecting wire	
- Single-wire	4 mm <sup>2</sup> or 2 x 2,5 mm <sup>2</sup>
- Multi-wire	22 - 14 AWG
Max. screw torque	0.7 Nm
Screw dimensions	M3, Pozi, slot
Integrated retaining clip/plastic	for relay series C9 (CP-01B)
Labelling space	detachable
Connection label	1...14; DIN/EN
Mounting	DIN rail TS35 or mounting plate
Ambient temperature operation/storage	-40 (no ice)...60 °C / -40 ... 80 °C
Weight	54g

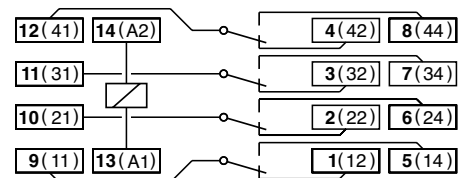


<b>Socket for 4 poles, QRC relays</b>	<b>C9-A, C9-E, C9-R</b>
---------------------------------------	-------------------------

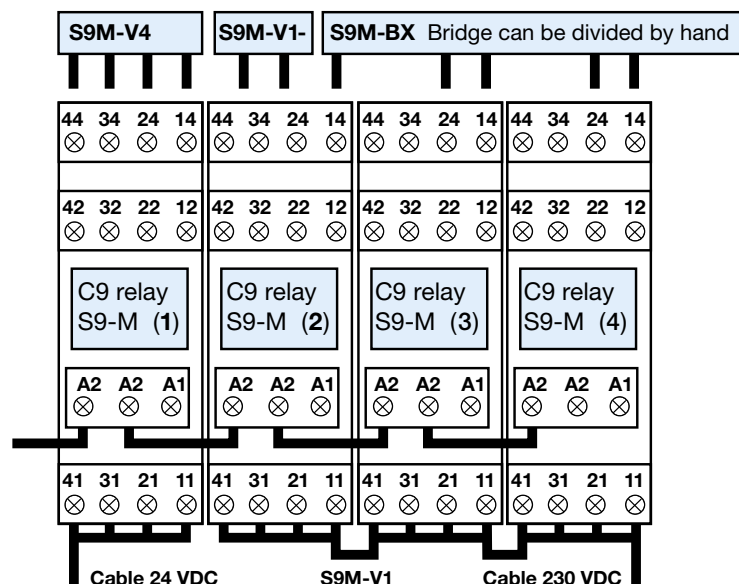
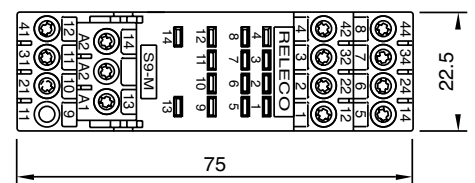
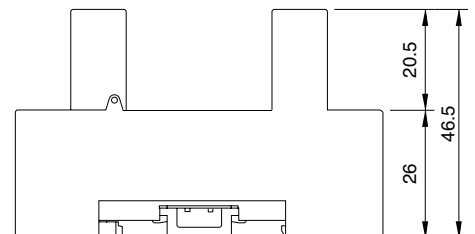
<b>Accessories</b>	<b>CP-01B</b>
Retaining clip, plastic	



**Connection diagram**



**Dimensions [mm]**



**Technical approvals, conformities**



EN 60947-1, EN 61810-1

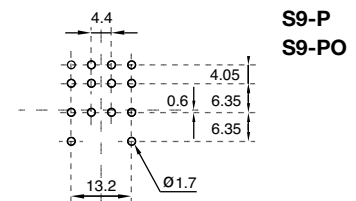
<b>Type</b>	<b>S9-L</b> 4-pole, flange panel mountable
	<b>S9-P</b> 4-pole, printed circuit
	<b>S9-PO</b> 4-pole, printed circuit with flange
<b>Rated current</b>	<b>6 A</b>

<b>Specifications</b>	
Rated load	6 A / 250 V
Dielectric strength adjacent pin	2.5 kV rms / 1 min
Connection label	1...14; DIN/EN
Integrated retaining clip/plastic	for relay series C9
Ambient temperature operation/storage	S9-P: (CP-07B) S9-L + S9-PO: (CP-01B) -40 (no ice)...60 °C / -40 ... 80 °C
Weight	12g

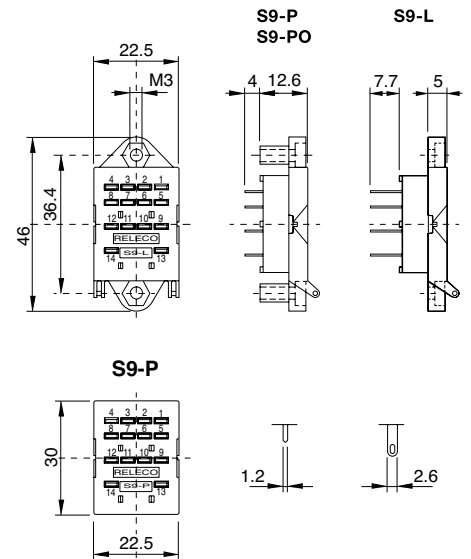
<b>Accessories</b>	
Retaining clip, plastic for S9-P	<b>CP-07B</b>
Retaining clip, plastic for S9-L + S9-PO	<b>CP-01B</b>



**Printed circuit lay-out [mm]**



**Dimensions [mm]**



**Technical approvals, conformities**



EN 60947-1, EN 61810-1