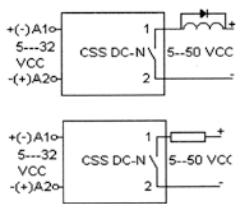


<b>Type</b>	<b>CSS-DCN</b> NPN solid state relay Terminal commun 2 negative (S10 socket)
<b>Output</b>	1 N/O contact
<b>Operating range</b>	<b>2 A, 5 ... 50 VDC</b>
<b>Minimum contact load</b>	<b>1 mA</b>
<b>Control parameters</b>	
Input voltage range	5 ... 32 VDC
Release voltage	< 2,5 VDC
Input current	3 ± 1 mA
Stabilised current regulator	yes
Input voltage protection	IEC-1000-4-5 Level 1
<b>Output</b>	
Type	NPN
Max. output current	2 A
Output voltage range	5 ... 50 VDC
Switch-on current max.	5 A/ 350µs
Max. voltage drop	≤ 1,3 VDC
Residual current	< 100 µA/48 VDC
EMC protection	IEC-1000-4-5 Level 1
Inverse current	≤ 1 A
<b>Specifications</b>	
Ambient temperature operation/storage	-25 ... 60 °C/-40 ... 80 °C
Test voltage between input/output	4 kV rms/1 min.
Turn-on delay	1 ms
Release delay	≤ 2 ms
Weight	28 g

**Applications**

For switching heating elements, electro valves, motors, PLC input/output signals, solenoids, incandescent and fluorescent lamps, etc. (up to 50 VDC).

**Inductive loads must be shunted with an antiparallel diode.**

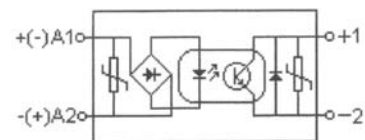


**Accessories**

Socket: **S10, S10-M, S10-P**

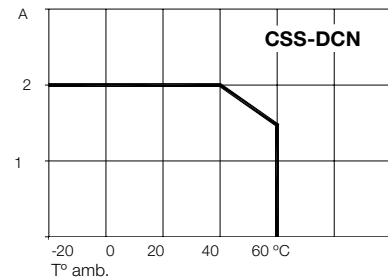


**Fig. 1 CSS-DCN diagram**

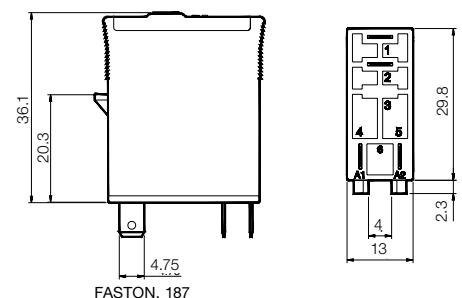


Negative common

**Tab. 2 DC derating curve**



**Dimensions [mm]**



**Technical approvals, conformities**

