

C9-A4x

14-pin, miniature relay, 4-pole, plug-in, faston

Type	C9-A4x/ ... V Standard relays 4 change-over contacts			
Maximum contact load	5 A/250 V AC 1	5 A/30 V DC1		
Recommended minimum contact load	10 mA/10 V Code 1	5 mA/5 V Code 2		

Contacts				
Material	Standard	Code 1	AgNi + 0,2 μ Au	
	Optional	Code 2	AgNi + 10 μ Au	
Rated current	5 A			
Switch-on current max. (20 ms)	15 A			
Switching voltage max (same polarity)	250 V			
AC load (Fig 1)	1,250 kVA			
DC load	see Fig. 2			

Coil				
Coil resistance	see table; tolerance ± 10 %			
Pick-up voltage	≤ 0,8 × U _N			
Release voltage	≥ 0,1 × U _N			
Nominal power	1,2 VA (AC)/1 W (DC)			

Coil table					
VAC	Ω	mA	VDC	Ω	mA
24	174	50	12	148	81
48	686	25	24	594	40
115	4K3	10,4	48	2K3	21
230	18K6	5,2	110	11K4	11

Insulation		Volt rms, 1 min
Contact open		1000 V
Contact/contact		2 kV
Contact/coil		2,5 kV
Insulation resistance at 500 V		≥ 1 GΩ
Insulation, IEC 61810-1		2,5 kV/3

Specifications	
Ambient temperature operation/storage	-40 (no ice)...60 °C / -40 ... 80 °C
Pick-up time/bounce time	10 ms/≤ 3 ms
Release time/bounce time	6 ms/≤ 1 ms
Mechanical life ops	AC: 10 Mill./DC: 20 Mill.
DC voltage endurance at rated load	≥ 100000 switching cycles
Switching frequency at rated load	≤ 1200/h
Protection class	IP40
Weight	43 g

Standard types		
VAC 50 Hz/60 Hz: 24, 48, 115, 230 (240) LED	C9-A41/AC ... V C9-A41X/AC ... V	C9-A42/AC ... V C9-A42X/AC ... V
VDC 12, 24, 48, 110 LED	C9-A41/DC ... V C9-A41X/DC ... V	C9-A42/DC ... V C9-A42X/DC ... V
Free wheeling diode	C9-A41DX/DC ... V C9-A41FX/DC ... V	C9-A42DX/DC ... V C9-A42FX/DC ... V
Polarity and free wheeling diode		
AC/DC bridge rectifier 24 V, 48 V, 60 V	C9-A41BX/UC ... V	C9-A42BX/UC ... V

"..." Enter the voltage for full type designation

Accessories	
Socket:	S9-M, S9-L, S9-P, S9-P0
Optional accessories (blanking plug):	S9-NP, S9-OP



Connection diagram

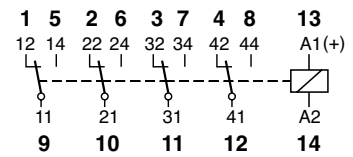


Fig. 1 AC voltage endurance

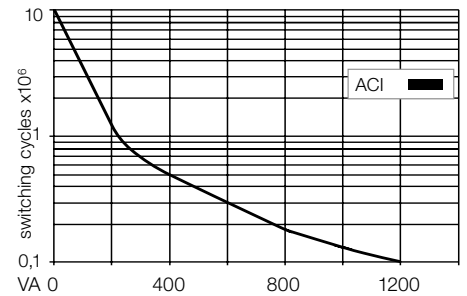
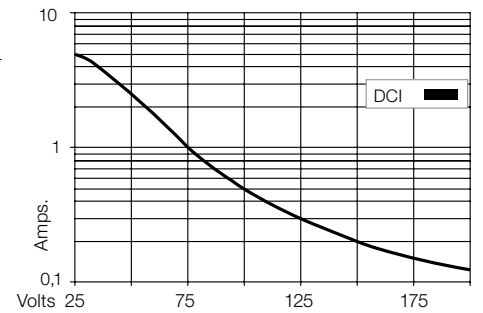
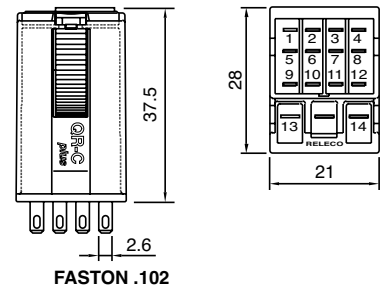


Fig. 2 DC load limit curve



Dimensions [mm]



Technical approvals, conformities



IEC 61810; EN 60947