

C5-M1x

4-pin, power relay, 1-pole double make, magnetic blow out, faston

Type	C5-M1x/ ... V Power relays, DC application 1 pole, NO, magnetic blow out			
-------------	---	--	--	--

Maximum contact load	16 A/400 V AC1	10 A/220 V DC1		
	3,6 A/110 V DC13	2 A/220 V DC13		

Contacts				
Material	Standard	Code 0	AgNi	
Rated current	16 A			
Switch-on current max. (20 ms)	40 A			
Switching voltage max.	400 V			
AC load (Fig 1)	4 kVA			
DC load	see Fig. 2			

Coil				
Coil resistance	see table; tolerance $\pm 10\%$			
Pick-up voltage	$\leq 0,8 \times U_N$			
Release voltage	$\geq 0,1 \times U_N$			
Nominal power	2,4 VA (AC)/1,3 W (DC)			

Coil table	VAC	Ω	mA	VDC	Ω	mA
	24	65	100	12	110	108
	48	286	50	24	443	54
	115	1K7	21	48	1K7	27
	230	6K8	10	110	9K2	12
	400	18K8	6	220	34K5	6,2

Insulation		Volt rms, 1 min
Contact open	4000 V	
Contact/contact	4 kV	
Contact/coil	4 kV	
Insulation resistance at 500 V	$\geq 3 \text{ G}\Omega$	
Insulation, IEC 61810-1	4 kV/3	

Specifications	
Ambient temperature operation/storage	-40 (no ice)...60 °C /-40 ... 80 °C
Pick-up time/bounce time	20 ms/ ≤ 3 ms
Release time/bounce time	10 ms/ ≤ 1 ms
Mechanical life ops	AC: 10 Mill./DC: 20 Mill.
DC voltage endurance	see fig. 2
Switching frequency at rated load	$\leq 1200/\text{h}$
Protection class	IP40
Weight	90 g

Standard types
VAC 50 Hz/60 Hz: 24, 48, 115 (120), 230 (240)
LED
RC suppressor (max 250 V)

C5-M10/AC ... V
C5-M10X/AC ... V
C5-M10R/AC ... V

VDC 12, 24, 48, 110, 220
LED
Free wheeling diode
Polarity and free wheeling diode

C5-M10/DC ... V
C5-M10X/DC ... V
C5-M10DX/DC ... V
C5-M10FX/DC ... V

AC/DC bridge rectifier 24 V, 48 V, 60 V

C5-M10BX/UC ... V

"..." Enter the voltage for full type designation

Accessories	
Socket:	S5-S, S5-L, S5-P, S5-P0, S5-M
Optional accessories (blanking plug):	SO-NP, SO-OP



Connection diagram

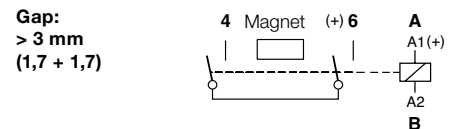


Fig. 1 AC voltage endurance

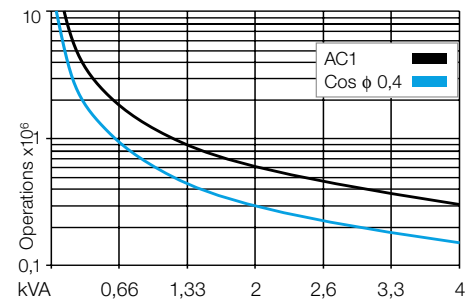
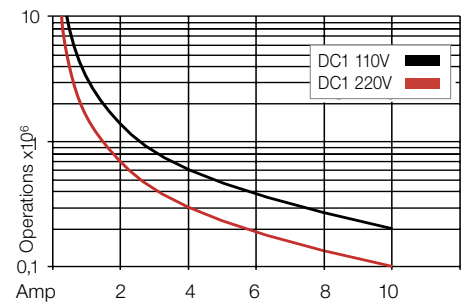
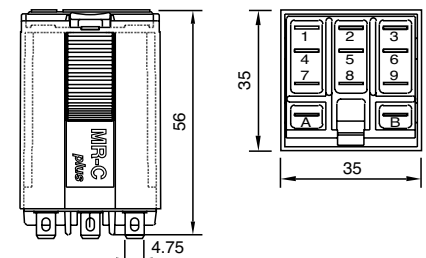


Fig. 2 DC voltage endurance



Dimensions [mm]



Technical approvals, conformities



IEC 61810; EN 60947