

C5-X1x

4-pin, power relay, 1-pole, double make, faston

Type	C5-X1x/ ... V Power relays, DC application 1 pole, NO, double make		
Maximum contact load	16 A/400 V AC1 16 A/30 V DC1	7 A/110 V DC1 1,2 A/220V DC13	

Contacts			
Material	Standard	Code 0	AgNi
Rated current			16 A
Switch-on current max. (20 ms)			40 A
Switching voltage max.			400 V
AC load (Fig 1)			4 kVA
DC load			see Fig. 2

Coil	
Coil resistance	see table; tolerance ± 10 %
Pick-up voltage	≤ 0,8 × U _N
Release voltage	≥ 0,1 × U _N
Nominal power	2,4 VA (AC)/1,3 W (DC)

Coil table																																					
	<table border="1"> <thead> <tr> <th>VAC</th> <th>Ω</th> <th>mA</th> <th>VDC</th> <th>Ω</th> <th>mA</th> </tr> </thead> <tbody> <tr> <td>24</td> <td>65</td> <td>100</td> <td>12</td> <td>110</td> <td>108</td> </tr> <tr> <td>48</td> <td>286</td> <td>50</td> <td>24</td> <td>443</td> <td>54</td> </tr> <tr> <td>115</td> <td>1K7</td> <td>21</td> <td>48</td> <td>1K7</td> <td>27</td> </tr> <tr> <td>230</td> <td>6K8</td> <td>10</td> <td>110</td> <td>9K2</td> <td>12</td> </tr> <tr> <td>400</td> <td>18K8</td> <td>6</td> <td>220</td> <td>34K5</td> <td>6,2</td> </tr> </tbody> </table>	VAC	Ω	mA	VDC	Ω	mA	24	65	100	12	110	108	48	286	50	24	443	54	115	1K7	21	48	1K7	27	230	6K8	10	110	9K2	12	400	18K8	6	220	34K5	6,2
VAC	Ω	mA	VDC	Ω	mA																																
24	65	100	12	110	108																																
48	286	50	24	443	54																																
115	1K7	21	48	1K7	27																																
230	6K8	10	110	9K2	12																																
400	18K8	6	220	34K5	6,2																																

Insulation	Volt rms, 1 min
Contact open	4 kV
Contact/contact	4 kV
Contact/coil	4 kV
Insulation resistance at 500 V	≥ 3 GΩ
Insulation, IEC 61810-1	4 kV/3

Specifications	
Ambient temperature operation/storage	-40 (no ice)...60 °C / -40 ... 80 °C
Pick-up time/bounce time	20 ms/≤ 3 ms
Release time/bounce time	10 ms/≤ 1 ms
Mechanical life ops	AC: 10 Mill./DC: 20 Mill.
DC voltage endurance at rated load	≥100000 switching cycles
Switching frequency at rated load	≤ 1200/h
Protection class	IP40
Weight	90 g

Standard types	
VAC 50 Hz/60 Hz: 24, 48, 115 (120), 230 (240)	C5-X10/AC ... V
LED	C5-X10X/AC ... V
RC suppressor (max 250 V)	C5-X10R/AC ... V
VDC 12, 24, 48, 110, 220	C5-X10/DC ... V
LED	C5-X10X/DC ... V
Free wheeling diode	C5-X10DX/DC ... V
Polarity and free wheeling diode	C5-X10FX/DC ... V
AC/DC bridge rectifier 24 V, 48 V, 60 V	C5-X10BX/UC ... V

"..." Enter the voltage for full type designation

Accessories	
Socket:	S5-S, S5-L, S5-P, S5-P0, S5-M
Optional accessories (blanking plug):	SO-NP, SO-OP



Connection diagram

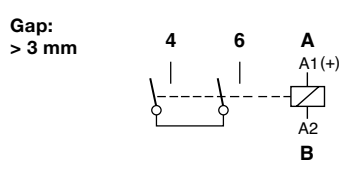


Fig. 1 AC voltage endurance

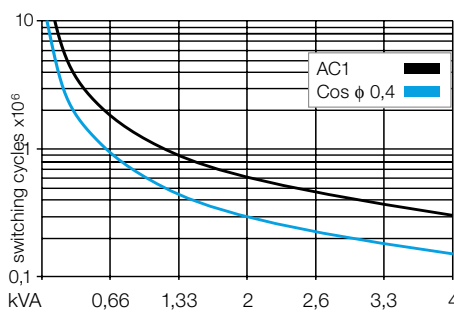
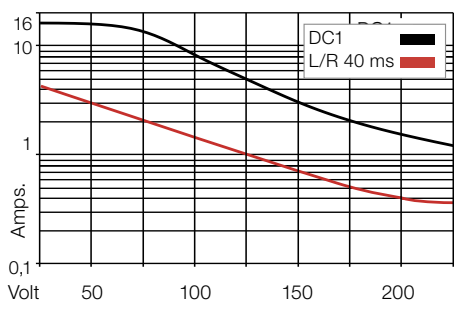
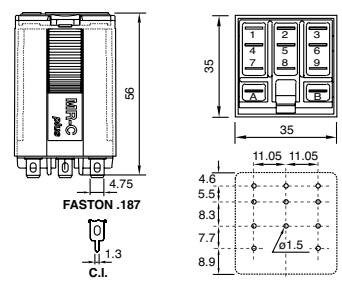


Fig. 2 DC load limit curve



Dimensions [mm]



Technical approvals, conformities



IEC 61810; EN 60947