

C55

11 pin plug-in time relay according to IEC 67-I-18a, 2 change over contacts
Digital quartz time relay with 15 time functions including pulse
sequence monitoring. Time- Stop and Reset inputs. 10 ms ... 60 days.

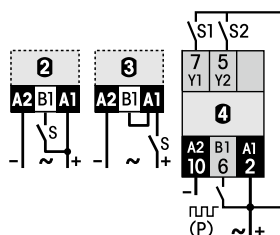
Type: C55/... V R

Plug-in digital time relay, 2 change over contacts, UC 24 ... 60 V, UC 110 ... 240 V operating voltages, 15 time functions including rotational speed monitoring or similar applications, time- STOP and RESET function inputs, Time run / function state display and interactive time setting by display, Digital setting of time until 60 days, quartz precision

Maximum contact load 5 A / 250 V AC-1 5 A / 35 V DC-1
Recommended minimum contact load 10 mA / 12 V

Time functions and related connection diagrams (Function diagrams: refer to page 130)

E W H B I P 2-3
A K N M G F Q 2
U V 4



Stop input (static):

Stops time run

Reset input (dynamic):

Sets timer to start condition, time runs again from beginning

Time data

Time ranges seconds	0.01 s ... 59.9 s	resolution 0.01s
Time ranges minutes	0.1 s ... 59 min 59.9 s	resolution 0.1 s
Time ranges hours	0.1 min ... 59 h 59.9 min	resolution 0.1 min
Time ranges days	0.1 h ... 59 day 23.9 h	resolution 0.1 h
Time accuracy, % from set value	0.05%	
Repetition accuracy	0.05% or ±10 ms	
Min. trigger pulse on B1 AC / DC	40 ms / 30 ms	
Reset time on A1	≤ 200 ms	

Contacts

Type	2 CO, micro disconnection
Material	AgNi
Rated operational current	5 A
Max. switching voltage AC-1	250 V
Max. AC load AC-1 (Fig.1)	1250 VA
Max. DC load DC-1, 30 V / 250 V (Fig.2)	150 W / 60 W

Power supply- and control inputs (Start, Stop, Reset) (UC = AC / DC)

	UC 24...60 V	UC 110...240 V
Nominal voltage	19 ... 75	88 ... 265
Operating voltage range [V]	19 ... 75	88 ... 265
Power consumption [W]	≤ 2	≤ 2
Frequency range [Hz]	48 ... 400	48 ... 400
Allowed residual current AC / DC [mA]	≤ 1.5	≤ 1
Threshold voltage control inputs [V]	≥ 11	≥ 50

Insulation

Test voltage between contacts and other connections: 2 kVrms 1 minute

General Specifications

Ambient temperature storage /operation	-40 ... 85 °C / -25 ... 60 °C
Mechanical life of contacts	≥ 30 x 10 ⁶ operations
Expected life @ 40 °C (MTBF) (except contacts)	> 150 000 h
Ingress protection degree	IP 40 when plugged in
Housing material / Weight	Lexan / 80 g

Standard types

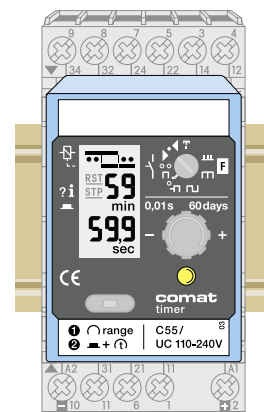
UC (AC/DC) 48...400 Hz
UC (AC/DC) 48...400 Hz

C55/UC24-60V R
C55/UC110-240V R

Accessories:

Socket:	S3-xx
Retaining clip	HF-50
Transparent front cover	FA-50
Front panel mounting set	FZ-50L (Frame + retaining clip + socket with soldering connections)

This issue replaces all previous issues. Availability, errors and specifications subject to change without notice.



Connection diagram

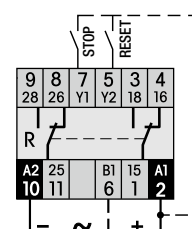


Fig.1 AC electrical endurance

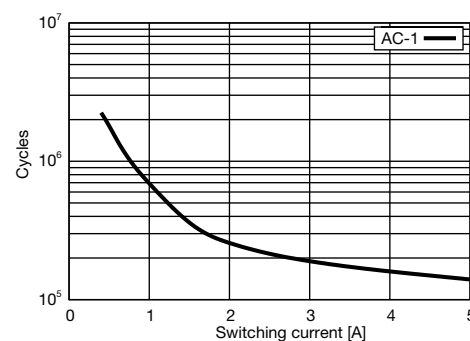
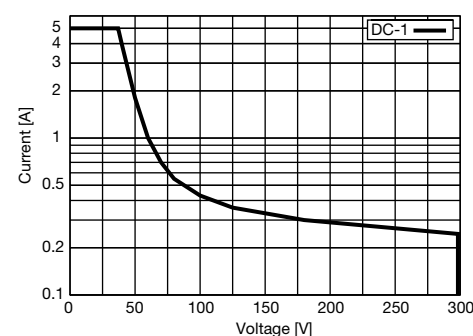
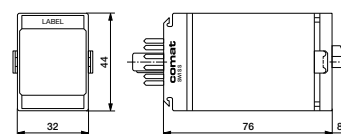


Fig. 2 DC load limit curve



Dimensions [mm]



Technical approvals, conformities

EN 60947

