

<b>Type</b>	<b>C3-A3x/ ... V</b> Standard relays, 3 change-over contacts		
<b>Maximum contact load</b>	<b>10 A/250</b>	<b>ACI</b>	<b>0,5 A/110 V DC1</b>
	<b>10 A/30</b>	<b>DCI</b>	<b>0,2 A/220 V DC1</b>
<b>Recommended minimum contact load</b>	<b>10 mA/10 V</b>	<b>Code 0, 9</b>	
	<b>5 mA/5 V</b>	<b>Code 8</b>	

<b>Contacts</b>			
Material	Standard	Code 0	AgNi
	Optional	Code 8	AgNi + 10 μ Au
	Optional	Code 9	AgNi + 0,2 μ Au
Rated current	10 A		
Switch-on current max. (20 ms)	30 A		
Switching voltage max.	250 V		
AC load (Fig 1)	2,5 kVA		
DC load	see Fig. 2		

<b>Coil</b>	
Coil resistance	see table; tolerance ± 10 %
Pick-up voltage	≤ 0,8 × U <sub>N</sub>
Release voltage	≥ 0,1 × U <sub>N</sub>
Nominal power	2,2 VA (AC)/1,3 W (DC)

<b>Coil table</b>						
	<b>VAC</b>	<b>Ω</b>	<b>mA</b>	<b>VDC</b>		<b>mA</b>
	24	67	92	24	443	54
	48	296	46	48	1K8	27
	115	1K7	19	110	9K2	12
	230	7K1	9,5	220	36K1	6

<b>Insulation</b>	Volt rms, 1 min
Contact open	1000 V
Contact/contact	2,5 kV
Contact/coil	2,5 kV
Insulation resistance at 500 V	≥ 1 GΩ
Insulation, IEC 61810-1	2,5 kV/3

<b>Specifications</b>	
Ambient temperature operation/storage	-40 (no ice)...60 °C /-40 ... 80 °C
Pick-up time/bounce time	16 ms/≤ 3 ms
Release time/bounce time	8 ms/≤ 1 ms
Mechanical life ops	AC: 10 Mill./DC: 20 Mill.
DC voltage endurance at rated load	≥ 100000 switching cycles
Switching frequency at rated load	≤ 1200/ops/h
Protection class	IP40
Weight	90 g

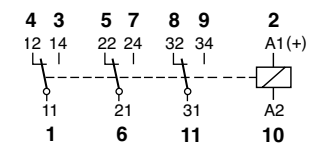
<b>Standard types</b>			
<b>VAC 50 Hz/60 Hz: 24, 48, 115 (120), 230 (240)</b>	<b>C3-A30/AC ... V</b>	<b>C3-A38/AC ... V</b>	<b>C3-A39/AC ... V</b>
<b>LED</b>	<b>C3-A30X/AC ... V</b>	<b>C3-A38X/AC ... V</b>	<b>C3-A39X/AC ... V</b>
<b>RC Suppressor</b>	<b>C3-A30R/AC ... V</b>	<b>C3-A38R/AC... V</b>	<b>C3-A39R/AC... V</b>
<b>VDC 24, 48, 110, 220</b>	<b>C3-A30/DC ... V</b>	<b>C3-A38/DC ... V</b>	<b>C3-A39/DC ... V</b>
<b>LED</b>	<b>C3-A30X/DC ... V</b>	<b>C3-A38X/DC ... V</b>	<b>C3-A39X/DC ... V</b>
<b>Free wheeling diode</b>	<b>C3-A30DX/DC ... V</b>	<b>C3-A38DX/DC ... V</b>	<b>C3-A39DX/DC ... V</b>
<b>Polarity and free wheeling diode</b>	<b>C3-A30FX/DC ... V</b>	<b>C3-A38FX/DC ... V</b>	<b>C3-A39FX/DC ... V</b>
<b>AC/DC bridge rectifier 24 V, 48 V, 60 V</b>	<b>C3-A30BX/UC ... V</b>	<b>C3-A38BX/UC ... V</b>	<b>C3-A39BX/UC ... V</b>

"..." Enter the voltage for full type designation

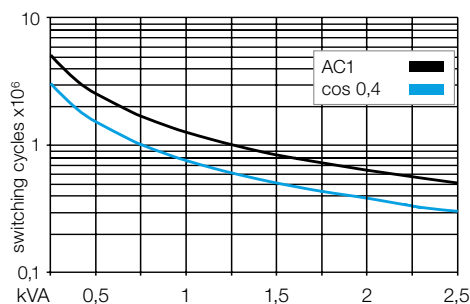
<b>Accessories</b>	
Socket:	<b>S3-B, S3-S, S3-L, S3-P, S3-P0, S3-MP, S3-MS</b>
Optional accessories (blanking plug):	<b>SO-NP, SO-OP</b>



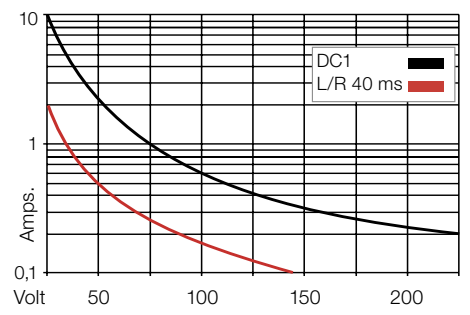
**Connection diagram**



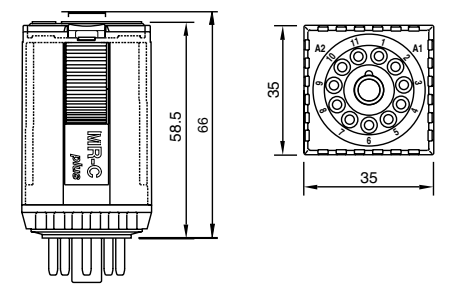
**Fig. 1 AC voltage endurance**



**Fig. 2 DC load limit curve**



**Dimensions [mm]**



**Technical approvals, conformities**

