

SYSTEM 2200

TYPE 7002 RETENTION CLIP

Applications..... Additional safety catch for SYSTEM 2200 devices on the relay socket.
Necessary in environments with strong vibrations.

Material..... Spring steel.


TYPE 7023 11-POLE RELAY SOCKET FOR CODING WITH SCREW TERMINALS

Applications..... Socket with screw terminals for SYSTEM 2200. For mounting on a DIN rail or directly on the bottom plate.

Dimensions (HxWxD)..... 68 x 38 x 24 mm.

Material..... NORYL SE 1.

Colour..... Black.

TYPE 7024 CODE RING AND CODE PIN

Applications..... Code ring and code pin for coding of the 11-pole relay socket type 7023.

Material..... NORYL SE 1.

Colour..... Red.


TYPE 7005 SHUNT RESISTOR 0.1 Ω, ±1%, 20 W
TYPE 7006 SHUNT RESISTOR 1 Ω, ±1%, 20 W
TYPE 7014 SHUNT RESISTOR 0.5 Ω, ±1%, 20 W
TYPE 7029 SHUNT RESISTOR 0.2 Ω, ±1%, 20 W

Applications..... External shunt resistor in connection with the AC/DC transmitter type 2279 or trip amplifier type 2231.

Max. working voltage..... 550 Volt.

Connection Solder terminals.

Load 12.5 W without heat sink.
25 W with 535 cm² x 1 mm heat sink.


TYPE 7030 SHUNT RESISTOR 0.1 Ω FOR DIN-RAIL MOUNTING

Application External shunt resistor in connection with AC/DC transmitter type 2279 or trip amplifier type 2231.

Max. voltage..... 500 V (between ground and terminals).


Max. current 5 A.

Accuracy 0.5.

Max. load..... 2.5 W.

Connection Screw terminals.

Colour..... Grey with green terminals.



SYSTEM 5000 & 6000

TYPE 5909 LOOP LINK FOR USB

Description Loop Link 5909 consists of a communication box with USB cable to the PC, necessary cables for connection to the devices, a CD-ROM with the configuration program PReset and an installation manual. The communication box is supplied from the USB port of the PC.

Applications..... Loop Link is used for the configuration of 5114, 5115, 5116, 5131, 5331, 5333, 5334, 5335, 5715, 6331, 6333, 6334, and 6335.



TYPE 5905A..... LOOP LINK

Description Loop Link consists of a communication box, a 9-/25-pole adapter plug and a connecting cable for the RS232 output of the PC, necessary cables between box and devices, a CD-ROM with the configuration program PReset, a 9 V battery and an installation manual.

Applications..... Loop Link is used for the configuration of 5102, 5114, 5115, 5116, 5131, 5223, 5225, 5331, 5333, 5334, 5335, 6331, 6333, 6334, and 6335.



TYPE 5910 CJC connector for channel 1: 4114, 4116, 4131, 5114A, 5115A, 5116A, 5131A, 6331A, 6335A, and 6350A.

TYPE 5910Ex..... CJC connector for channel 1, Ex version: 5114B, 5115B, 5116B, 5131B, 6331B, 6335B, 6350B, 9113, and 9116.

TYPE 5913 CJC connector for channel 2: 5114A, 5115A, 5131A, 6331A, 6335A, and 6350A.


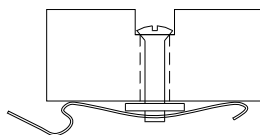
TYPE 5913Ex..... CJC connector for channel 2, Ex version: 5114B, 5115B, 5131B, 6331B, 6335B, 6350B, 9113, and 9116.



TYPE 8421 DIN RAIL FITTING FOR PRETOP 5331, 5333, 5334, 5335, 5343 AND 5350

Applications..... For mounting PRetop 5331, 5333, 5334, 5335, 5343 and 5350 on a DIN rail.

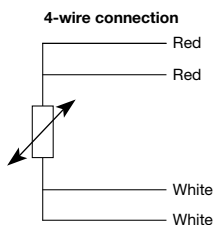
Dimensions (H x W)..... 37 x 10 mm.



SENSORS

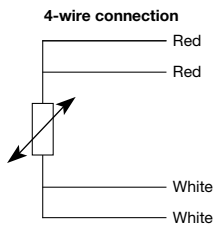
TYPE 7430A..... Pt100 CABLE SENSOR Ø4 X 50 MM

Accuracy IEC 60751, class A
 Max. temperature 220°C
 Connection 5 metres,
 4-wire teflon cable 0.25 mm².



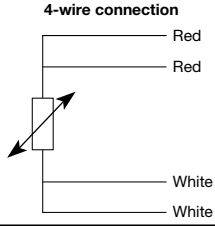

TYPE 7430B..... Pt100 CABLE SENSOR Ø6 X 60 MM

Accuracy IEC 60751, class A
 Max. temperature 180°C
 Connection 5 metres,
 4-wire silicone cable 0.25 mm².





TYPE 7430C Pt100 CABLE SENSOR Ø5 X 20 MM

Accuracy IEC 60751, class A
 Max. temperature 105°C
 Connection 5 metres,
 4-wire rubber cable 0.30 mm².




TYPE 7440A..... THERMOWELL FOR Pt100 SENSOR 1/2" BSW / 1/2" BSW; 50 MM INSERTION LENGTH
TYPE 7440B..... THERMOWELL FOR Pt100 SENSOR 1/2" BSW / 1/2" BSW; 100 MM INSERTION LENGTH
TYPE 7440C THERMOWELL FOR Pt100 SENSOR 1/2" BSW / 1/2" BSW; 150 MM INSERTION LENGTH
TYPE 7440D THERMOWELL FOR Pt100 SENSOR 1/2" BSW / 1/2" BSW; 200 MM INSERTION LENGTH
TYPE 7440E..... THERMOWELL FOR Pt100 SENSOR 1/2" BSW / 1/2" BSW; 300 MM INSERTION LENGTH
 Material..... Stainless, acid-proof steel W no. 1.4571 / AISI 316TI



TYPE 7423 CERAMIC SOCKET FOR Pt100 SENSORS FOR SENSOR HEAD MOUNTING

Connection Mounting in 7400xxxx sensor head.



POTENTIOMETERS

TYPE 7007 2-DIGIT DIGITAL POTENTIOMETER
10 K Ω , \pm 3%, 2 W

Dimensions (WxHxD)..... 28 x 24 x 42 mm.

Cut-out (WxH) 25 x 21 mm.

Colour Black.

TYPE 7008 3-DIGIT DIGITAL POTENTIOMETER
10 K Ω , \pm 3%, 2 W

Dimensions (WxHxD)..... 37 x 24 x 42 mm.

Cut-out (WxH) 35 x 21 mm.

Colour Black.

Applications..... E.g. as an external setpoint for SYSTEM 2200 devices.

Connection Solder terminals.


TYPE 7009 10-TURN POTENTIOMETER, 200 Ω , \pm 5%
TYPE 7010 10-TURN POTENTIOMETER, 20 K Ω , \pm 5%
TYPE 7012 1-TURN POTENTIOMETER, 1 K Ω , \pm 10%
TYPE 7015 1-TURN POTENTIOMETER, 10 K Ω , \pm 10%
TYPE 7016 1-TURN POTENTIOMETER, 100 K Ω , \pm 10%
TYPE 7028 10-TURN POTENTIOMETER, 2 K Ω , \pm 5%


Type 7009, 7010, 7028... 2 W, 6.3 mm shaft.

Type 7012, 7015, 7016... 2 W, 6 mm shaft.

Applications..... E.g. as an external setpoint for SYSTEM 2200 devices.

 Cut-out (\varnothing)..... 10 mm.

Connection Solder terminals.


TYPE 7011 DIAL FOR 10-TURN POTENTIOMETER

Applications..... Precision scale for the 10-turn potentiometers type 7009, 7010, and 7028.

Resolution 0.2%.


TYPE 7019 SCALE LABEL 0..10 FOR 1-TURN POTENTIOMETER

Applications..... As adjustment reference for 1-turn potentiometers with a 270° rotation.

Dimensions..... 40 x 40 mm.

Material Aluminium with silk-printed black text.

TYPE 7020 KNOB FOR 1-TURN POTENTIOMETER

Applications..... Knob for type 7012, 7015 and 7016.

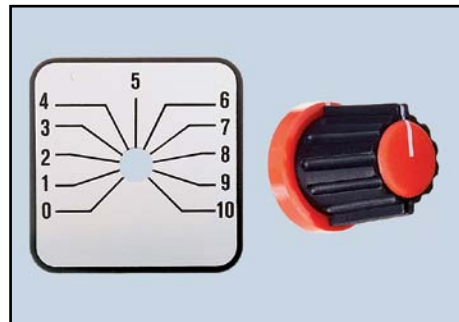
With nut cover and a 6 mm shaft.

Material..... Polyamide.

Colour Black knob and red nut cover and top.

TYPE 7020A KNOB FOR 10-TURN POTENTIOMETER

Applications..... Knob for types 7009, 7010, and 7028.




SYSTEM 9000

TYPE 9400 POWER RAIL - 1 METER

Description The power rail is delivered with 1 metre cover and 2 end covers - 1 right-hand and 1 left-hand.
The power rail can be cut to measure, but minimum purchase is 1 m.

Application Mounting and supply of system 9000 devices.
Dimensions (L x W x D)... 100 x 35 x 15 mm.



TYPE 9402 EXTRA END COVERS FOR POWER RAIL

Description Kit with 1 right-hand and 1 left-hand end cover for power rail type 9400.

Material..... Polycarbonate.



TYPE 9403 MODULE STOP FOR POWER RAIL

Application To be screwed onto the power rail to support and hold mounted devices.

Dimensions (L x W x D)... 47 x 8 x 35 mm.

Material..... Plastic.



VARIOUS

**TYPE 3400-T ELECTROMECHANICAL COUNTER
6 DIGITS**

Application Totalising of pulses from e.g. energy and flow measurements. Reset button in the counter front.

Dimensions (WxHxD)..... 52 x 28 x 80 mm.

Cut-out 48,5 x 24,5 mm.

Supply voltage..... 24 VDC.

Current consumption 80 mA.

Max. frequency..... 25 Hz.

Connection Solder terminals.

Min. pulse width 24 ms

Min. pulse interval 16 ms


TYPE 8341 AND 8342.. INDUCTIVE PROXIMITY SENSORS-NAMUR DIN 19234

Applications..... Detector for registration of rotation, positioning etc. in conn. with frequency converters, pulse calculators, etc.

Colour code, both types.. Brown: +V, Blue: + input

8341	8342
Supply voltage..... 8.2 VDC/1 kΩ	8.2 VDC/1 kΩ
Switching distance 5 mm	2 mm
Cable length 2 m	2 m
Material..... Stainless steel	Stainless steel
Protection degree..... IP67	IP67
Ambient temperature..... -30...+70°C	-30...+70°C
Max. frequency..... 500 Hz	800 Hz
Dimensions ØxL/weight.. M18 x 30 mm / 140	M12 x 30 mm / 70


TYPE 8343 AND 8344 ... INDUCTIVE PROXIMITY SENSORS - NPN

Applications..... Detector for registration of rotation, positioning etc. in conn. with frequency converters, pulse counters, etc.

Colour code, both types.. Brown: +V, Black: + input, Blue: - input

8343	8344
Supply voltage..... 10...40 VDC	10...40 VDC
Switching distance 5 mm	2 mm
Cable length 2 m	2 m
Material..... Stainless steel	Stainless steel
Tightness IP67	IP67
Ambient temperature..... -30...+70°C	-30...+70°C
Max. frequency..... 500 Hz	800 Hz
Dimensions ØxL/weight.. M18 x 30 mm / 170 g	M12 x 30 mm / 70 g


TYPE 8335 SPLASH-PROOF COVER FOR 5714, 5715 & 5725

Application Extra protection in extreme environments.

Material..... Flexible, transparent PVC


**TYPE 8201L POWER WIRE, SUPPLY PIN 31 + 33 LEFT
TYPE 8201R..... POWER WIRE, SUPPLY PIN 31 + 33 RIGHT**
**TYPE 8202L POWER WIRE, SUPPLY PIN 31 + 32 LEFT
TYPE 8202R..... POWER WIRE, SUPPLY PIN 31 + 32 RIGHT**

Application Power wire for system 5000. Each plug is coded to eliminate mounting errors.

Order Order as single plugs of the type in question.
Illustrations show 8 x 8201L and 8 x 8201R.

